

AlphaTAU

(NASDAQ:DRTS)

Investor Presentation

March 2026

Disclaimer

This presentation (together with oral statements made in connection herewith, the "Presentation") is for informational purposes only to assist interested parties in making their own evaluation with respect to Alpha Tau Medical Ltd. ("Alpha Tau" or the "Company"). By accepting this Presentation, you acknowledge and agree that all of the information contained herein or disclosed orally during this Presentation is confidential, that you will not distribute, reproduce, disclose and use such information for any purpose without the prior, express consent of a duly authorized representative of the Company, and that you will return to Alpha Tau, delete or destroy this Presentation upon request.

You are also being advised that the United States securities laws restrict persons with material non-public information about a company obtained directly or indirectly from that company from purchasing or selling securities of such company, or from communicating such information to any other person under circumstances in which it is reasonably foreseeable that such person is likely to purchase or sell such securities on the basis of such information.

The information contained herein does not purport to be all-inclusive and neither the Company nor any of its respective subsidiaries, stockholders, shareholders, affiliates, representatives, control persons, partners, directors, officers, employees, advisers or agents make any representation or warranty, express or implied, as to the accuracy, completeness or reliability of the information contained in this Presentation. You should consult your own counsel and tax and financial advisors as to legal and related matters concerning the matters described herein, and, by accepting this Presentation, you confirm that you are not relying upon the information contained herein to make any decision. You shall not rely upon any statement, representation or warranty made by any other person, firm or corporation in making its investment or decision to invest in the Company. To the fullest extent permitted by law, in no circumstances will the Company or any of its subsidiaries, stockholders, shareholders, affiliates, representatives, control persons, partners, directors, officers, employees, advisers or agents be responsible or liable for any direct, indirect or consequential loss or loss of profit arising from the use of this Presentation, its contents, its omissions, reliance on the information contained within it, or on opinions communicated in relation thereto or otherwise arising in connection therewith. As previously stated, this Presentation does not purport to be all-inclusive or to contain all of the information that may be required to make a full analysis of the Company. The general explanations included in this Presentation cannot address, and are not intended to address, your specific investment objectives, financial situations or financial needs.

Use of Data

Certain information contained in this Presentation relates to or is based on studies, publications, surveys and the Company's own internal estimates and research. In addition, all of the market data included in this Presentation involves a number of assumptions and limitations, and there can be no guarantee as to the accuracy or reliability of such assumptions. Finally, while the Company believes its internal research is reliable, such research has not been verified by any independent source and none of the Company nor any of its affiliates nor any of its control persons, officers, directors, employees or representatives make any representation or warranty with respect to the accuracy of such information.

Forward-Looking Statements

This presentation contains forward-looking statements, including without limitation, statements related to: Alpha Tau becoming the leader in delivering innovative devices in medical technology, our ability to expand our development pipeline, opportunities to expand our portfolio through partnerships and collaborations, the progress, timing and results of our clinical trials, the safety and efficacy of our development programs, the timing of the potential approval of our products, the timing and commercial success of our products, strategies for completion and likelihood of success for our business and activities, size and growth of markets in which we may compete and potential market opportunity, and potential growth opportunities. Forward-looking statements can be identified by the words "believe," "anticipate," "continue," "estimate," "project," "expect," "plan," "potential," "intends," "will," "would," "could," "should" or the negative or plural of these words or other similar expressions that are predictions or indicate future events, trends or prospects but the absence of these words does not necessarily mean that a statement is not forward-looking. In addition, any statements that refer to expectations, projections or other characterizations of future events or circumstances are forward-looking statements.

Forward-looking statements are subject to risks and uncertainties that could cause actual results to differ materially and reported results should not be considered as an indication of future performance. Actual results and the timing of events could differ materially from those anticipated in the forward-looking statements as a result of these risks and uncertainties, which include, among others, those inherent in the preclinical and clinical development process and the regulatory approval process, the risks and uncertainties in commercialization and gaining market acceptance, the risks associated with protecting and defending our patents or other proprietary rights, the risk that our proprietary rights may be insufficient to protect our development programs, the risk that we will be unable to obtain necessary capital when needed on acceptable terms or at all, competition from other products or procedures, our reliance on third-parties to conduct our clinical and non-clinical trials, our reliance on any third-party suppliers to manufacture clinical, non-clinical and any future commercial supplies of our products, and increased regulatory requirements. These statements are subject to the risk that clinical trial data are subject to differing interpretations, and regulatory agencies, medical and scientific experts and others may not share Alpha Tau's views of the clinical study data. There can be no assurance that the clinical studies for our development programs will be successful in demonstrating safety and/or efficacy, that we will not encounter problems or delays in clinical development, or that any of our products will ever receive regulatory approval or be successfully commercialized.

These forward-looking statements are based on information available to Alpha Tau as of the date of this Presentation and speak only as of the date of this Presentation. Alpha Tau disclaims any obligation to update these forward-looking statements, except as may be required by law.

This Presentation is for informational purposes only and does not constitute an offer to sell or a solicitation of an offer to purchase any securities of any nature whatsoever, and it may not be relied upon in connection with the purchase of securities.

Trademarks

This Presentation may contain trademarks, service marks, trade names and copyrights of other companies, which are the property of their respective owners. Solely for convenience, some of the trademarks, service marks, trade names and copyrights referred to in this Presentation may be listed without the TM, SM © or ® symbols, but Alpha Tau will assert, to the fullest extent under applicable law, the rights of the applicable owners, if any, to these trademarks, service marks, trade names and copyrights.

Alpha Tau Overview

AlphaDaRT

A novel approach using localized alpha particle radiotherapy designed to precisely destroy solid tumors while sparing surrounding healthy tissue



Alpha DaRT Advantages

- ✓ Short-range radiation supporting safety + efficacy
- ✓ Broad potential applicability for local tumor control
- ✓ Signs of compelling immuno-stimulatory activity
- ✓ Potential to be utilized alone or synergistically with other cancer treatment modalities

Increasing Corporate Momentum

- 🚀 Multiple upcoming milestones in next 6 - 12 months
- 🤝 Supportive dialogue with FDA and other regulators
- 📊 Massive potential TAM (10k's) in each indication
- 🏭 Expanding global manufacturing network
- 🔒 > 150 patents, > 200 applications pending
- 💰 Well financed to execute on current goals

Anticipated Milestones

Geography	Target Indication	H1 2026	H2 2026
United States	Recurrent Cutaneous SCC	Complete multi-center pivotal recruitment	Data Readout + Potential FDA submission
	Pancreatic Cancer	Complete Recruitment in Pilot Study	Initial Readout from Pilot Study
	Recurrent GBM	Initial Safety Readout (First 3 Patients)	Complete Recruitment in Feasibility Study

Clinical

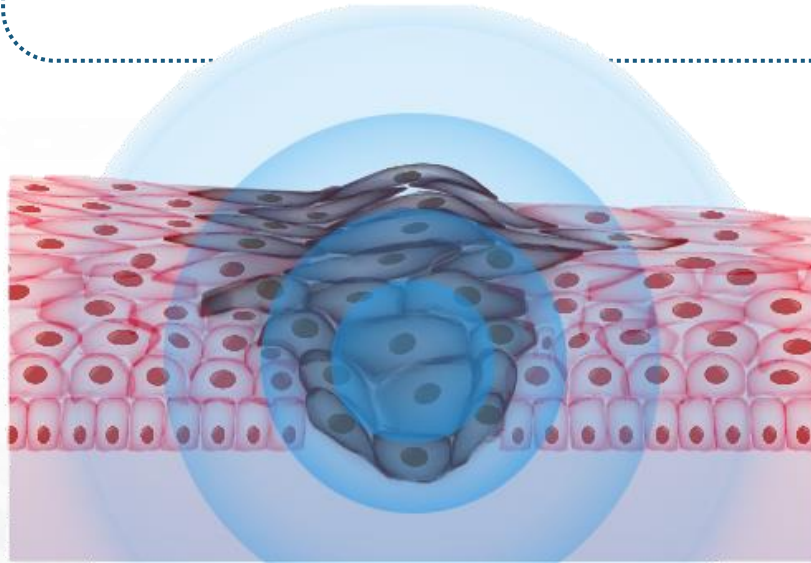
Regulatory

Alpha Radiation is Focal - Short Range Limits Clinical Use

Whereas beta and gamma radiation can penetrate tissue with sufficient range to facilitate tumor coverage (while risking damage to healthy tissue), alpha radiation has short range in tissue (<100 μm), which limits its clinical usefulness in local delivery

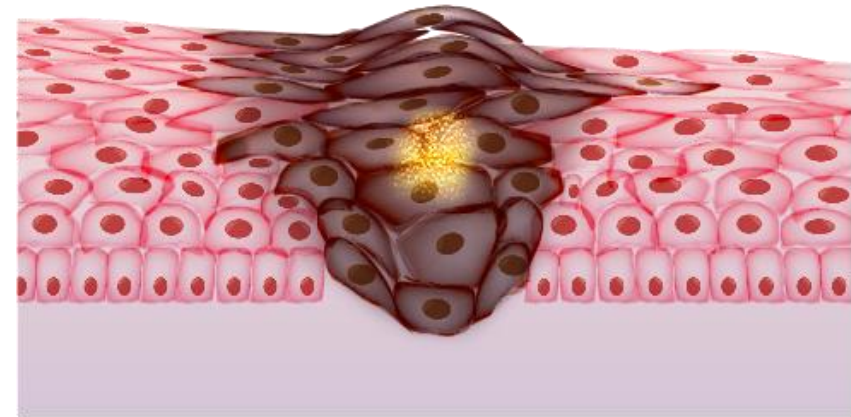
Beta/Gamma Radiation

Long therapeutic range with risk to surrounding organs



Alpha Radiation

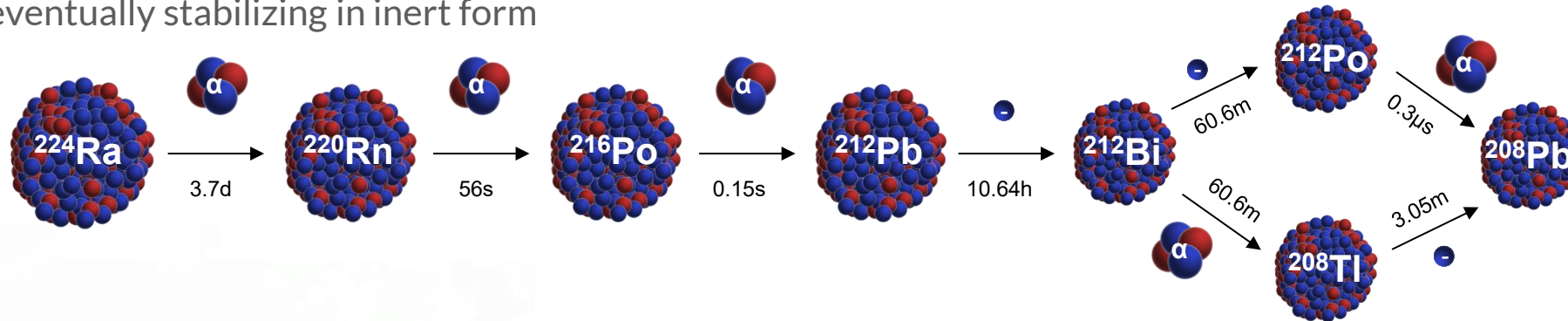
Short range in tissue limits damage to surrounding organs but also limits coverage



Alpha DaRT Technology is Designed to Overcome These Limitations

²²⁴Ra Decay Chain

- Alpha DaRT leverages the innate decay chain of Radium-224
- The decay chain of Radium-224 includes four alpha particles
- Radium-224 has a half-life of ~3.7 days, while the remaining decay chain has a total half-life of approximately 12 hours, before eventually stabilizing in inert form



Alpha DaRT

- The Alpha DaRT utilizes stainless steel or titanium sources that are impregnated with Radium-224
- When the Alpha DaRT source is injected into the tumor, the radium remains attached to the source while its daughter atoms detach, emitting cytotoxic alpha particle payloads as they move deeper into the tumor until eventually stabilizing

Alpha DaRT is designed to overcome the range limitations of alpha particles through precise release of alpha emitters into the tumor, generating a potent and tight distribution of alpha radiation

Alpha DaRT - Diffusing Alpha-emitters Radiation Therapy

<https://www.youtube.com/watch?v=nwfzJHm0fTQ>

Therapeutic Focus

We are focused on delivering solutions to three markets that we believe would be best served by the unique characteristics of the Alpha DaRT

Localized & Unresectable

- Localized tumors that are not surgical candidates and tumors that recur after surgery and are **resistant to other** therapies, specifically radiotherapy
- Alpha DaRT to be evaluated as a **later line therapy**
- Tumor types we are targeting include **SCC, H&N SCC and prostate**



Metastatic

- Alpha DaRT being evaluated for its potential to induce an **immune response** in **metastatic** tumors
- Alpha DaRT being evaluated **in combination with checkpoint inhibitors** as an adjuvant therapy
- Tumor types we are targeting include **liver, breast and H&N** (which includes lip, oral cavity, salivary glands, oropharynx & pharynx) cancers



High Unmet Need

- Solid tumors that have **limited treatment options** with limited standard of care offering
- Alpha DaRT could potentially target **broad patient populations**
- Tumor types we are targeting include **GBM and pancreatic cancer**



Initial Foray into Superficial Tumors

Alpha DaRT first tested in superficial tumors – tumors of the skin or head & neck, due to:


- ✓ Ease of access
- ✓ Straightforward control
- ✓ Ongoing monitoring
- ✓ Strong initial preclinical data in Squamous Cell Carcinoma (SCC)

Treatment of hundreds of tumors to date:

- Indicated a mild safety profile
- Generated marketing authorization in Israel to treat SCC of the skin or oral cavity
- Generated marketing authorization in Japan to treat unresectable locally advanced or locally recurrent head & neck cancer

Pivotal trial (“ReSTART”) underway in the U.S. for recurrent cutaneous SCC

U.S. Skin Cancer Pilot Study Leading to Pivotal Study



U.S. Pilot Feasibility Study

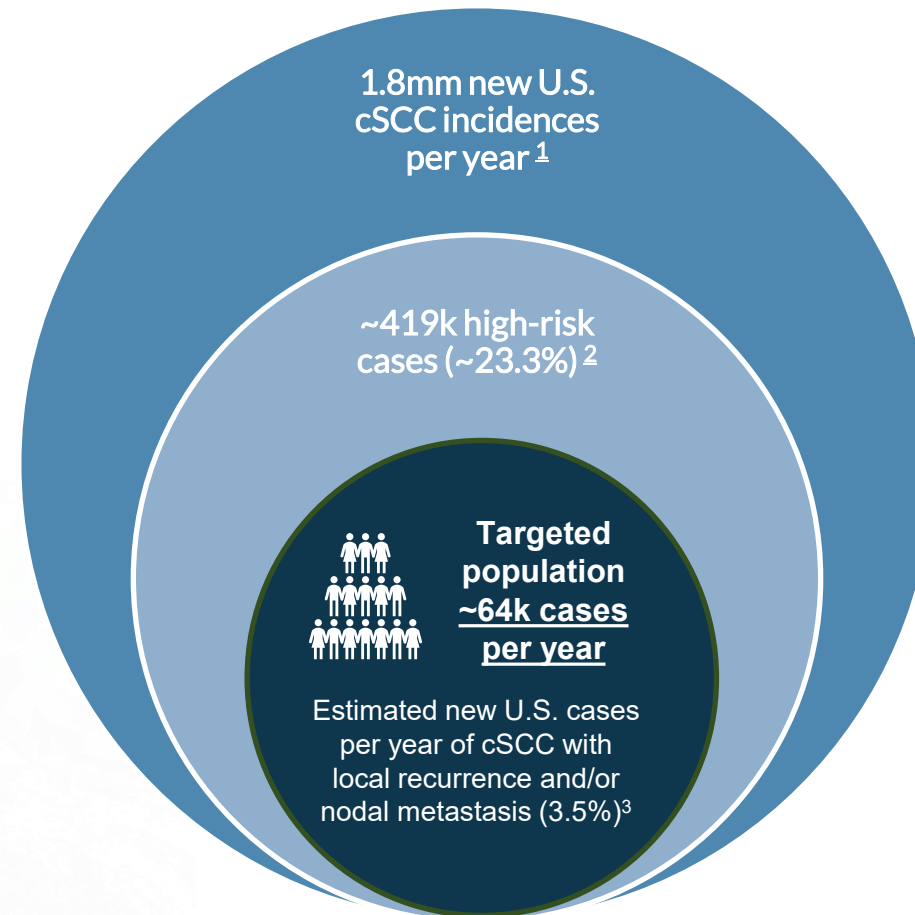
Locations	5 centers – led by Memorial Sloan Kettering Cancer Center
# of Patients Treated	10
✓ Adverse Events	22 reported AE's, most were mild or moderate No treatment-related serious AEs
✓ Response Rate	100% Complete Response Rate



Multicenter Pivotal Recurrent SCC Study

Locations	Multiple centers, including UCLA, Emory University, Mayo Clinic, etc.
# of Patients	86
Primary Objectives	Objective Response Rate, Durability of Response @ 6 months, adverse events assessment
Targeted Completion of Recruitment	End Q1 2026

Potential cSCC Patient Breakdown - Estimated U.S. Incidence



¹ <https://www.skincancer.org/blog/our-new-approach-to-a-challenging-skin-cancer-statistic/>

² [Evaluation of American Joint Committee on Cancer, International Union Against Cancer, and Brigham and Women's Hospital Tumor Staging for Cutaneous Squamous Cell Carcinoma](#)
Pritesh S. Karia, Anokhi Jambusaria-Pahlajani, David P. Harrington, George F. Murphy, Abrar A. Qureshi, and Chrysalyn D. Schmults. *Journal of Clinical Oncology* 2014 32:4, 327-334

³ [Factors Predictive of Recurrence and Death From Cutaneous Squamous Cell Carcinoma: A 10-Year, Single-Institution Cohort Study](#)
Schmults CD, Karia PS, Carter JB, Han J, Qureshi AA. *JAMA Dermatol.* 2013;149(5):541-547. doi:10.1001/jamadermatol.2013.2139

Therapeutic Focus

We are focused on delivering solutions to three markets that we believe would be best served by the unique characteristics of the Alpha DaRT

Localized & Unresectable

- Localized tumors that are not surgical candidates and tumors that recur after surgery and are **resistant to other** therapies, specifically radiotherapy
- Alpha DaRT to be evaluated as a **later line therapy**
- Tumor types we are targeting include **SCC, H&N SCC and prostate**



Metastatic

- Alpha DaRT being evaluated for its potential to induce an **immune response** in **metastatic** tumors
- Alpha DaRT being evaluated **in combination with checkpoint inhibitors** as an adjuvant therapy
- Tumor types we are targeting include **liver, breast and H&N** (which includes lip, oral cavity, salivary glands, oropharynx & pharynx) cancers



High Unmet Need

- Solid tumors that have **limited treatment options** with limited standard of care offering
- Alpha DaRT could potentially target **broad patient populations**
- Tumor types we are targeting include **GBM and pancreatic cancer**



Case Study: Potential Systemic Immune Effect Observed in One cSCC Patient Where a Second, Untreated Lesion Manifested CR

✔ Complete Response + Potential Systemic Immune Effect



Treated Tumor

Before

30-Nov-17



After

29-Dec-17



Untreated Tumors

Before

30-Nov-17



After

29-Dec-17



Outline of Checkpoint Inhibitor Combination Trial – CTP-HNCPI-00

Key Eligibility Criteria



Recurrent unresectable or metastatic head and neck squamous cell carcinoma (like KEYNOTE-048)

No previous treatment for metastatic disease

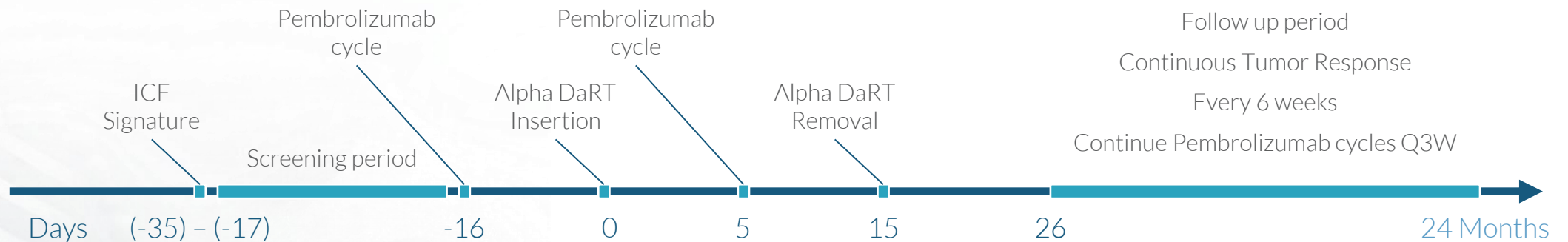
Benchmark Comparator



KEYNOTE-048: Benchmark comparator data for 1L Pembrolizumab in patients with recurrent or metastatic HNSCC¹

Population	Benchmark Regimen	Systemic ORR	Systemic CR %
PD-L1 CPS \geq 20	Pembrolizumab Alone	23%	8%
PD-L1 CPS \geq 1	Pembrolizumab Alone	19%	5%
Total population	Pembrolizumab Alone	17%	5%

Treatment Regimen



¹Benchmark data provided for illustrative purposes only. Not a head-to-head trial

Source: Burtneß, B. et al (2019). Pembrolizumab alone or with chemotherapy versus cetuximab with chemotherapy for recurrent or metastatic squamous cell carcinoma of the head and neck (KEYNOTE-048): a randomised, open-label, phase 3 study. *The Lancet*. doi:10.1016/s0140-6736(19)32591-7

Early Interim Data Show Strong Systemic Responses

- As of January 9, 2025, eight patients were treated with Alpha DaRT and pembrolizumab in the study
- Baseline characteristics:
 - 3 female/5 male
 - Mean age of 73 years (range 61-96)
 - 6 mHNSCC / 2 IaHNSCC
- Patients received an average of 4 cycles of pembrolizumab (range 2-9)
- Systemic responses observed:
 - Three complete responses
 - Three partial responses
 - Two patients died prior to evaluation
- Only two Alpha DaRT-related adverse events, both were Grade 1 (mild)

37.5%
Systemic Complete Responses

75%
Systemic Objective
Response Rate
(CR + PR)

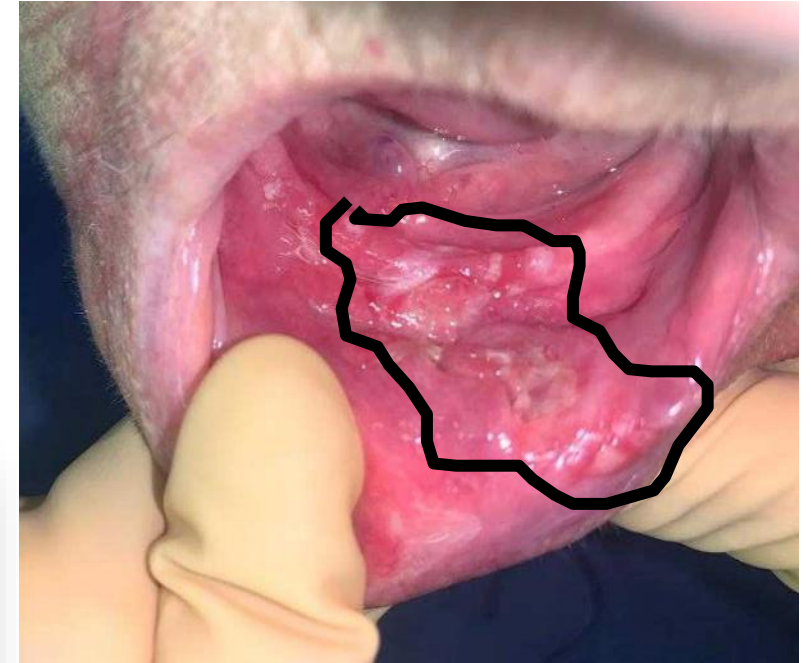
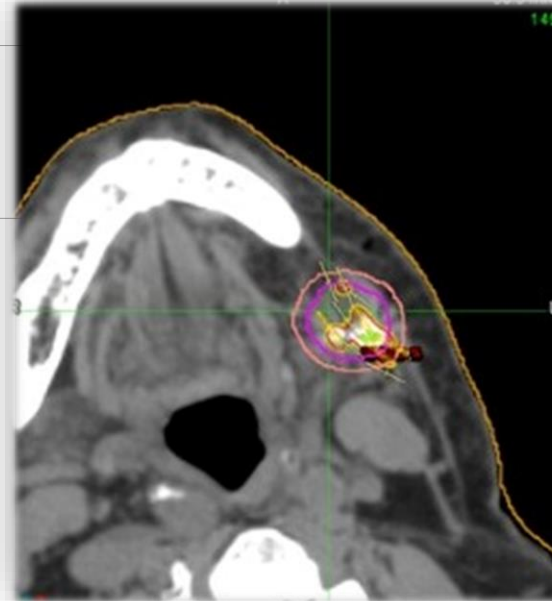
No Related SAEs

HNCPI-00-01-003

Pembrolizumab Combination Case Study

Case Background – HNCPI-00-01-003

Age	96
Sex	Female
Tumor Type	SCC
Date of First Diagnosis	Jul-2022
Location	Alveolar ridge & lip plus dermal involvement
Prior Treatments	None
Medical Background	<ul style="list-style-type: none">• Cardio• Dementia• ECOG3
Cancer Stage	<ul style="list-style-type: none">• Stage IV• T2N1M1



Alpha DaRT Treatment



**Alpha DaRT
Insertion**
Sept-2022



**After Alpha DaRT
Removal**
Oct-2022



Follow-Up
Jan-2023

Clinical Follow-Up



Pre-Treatment

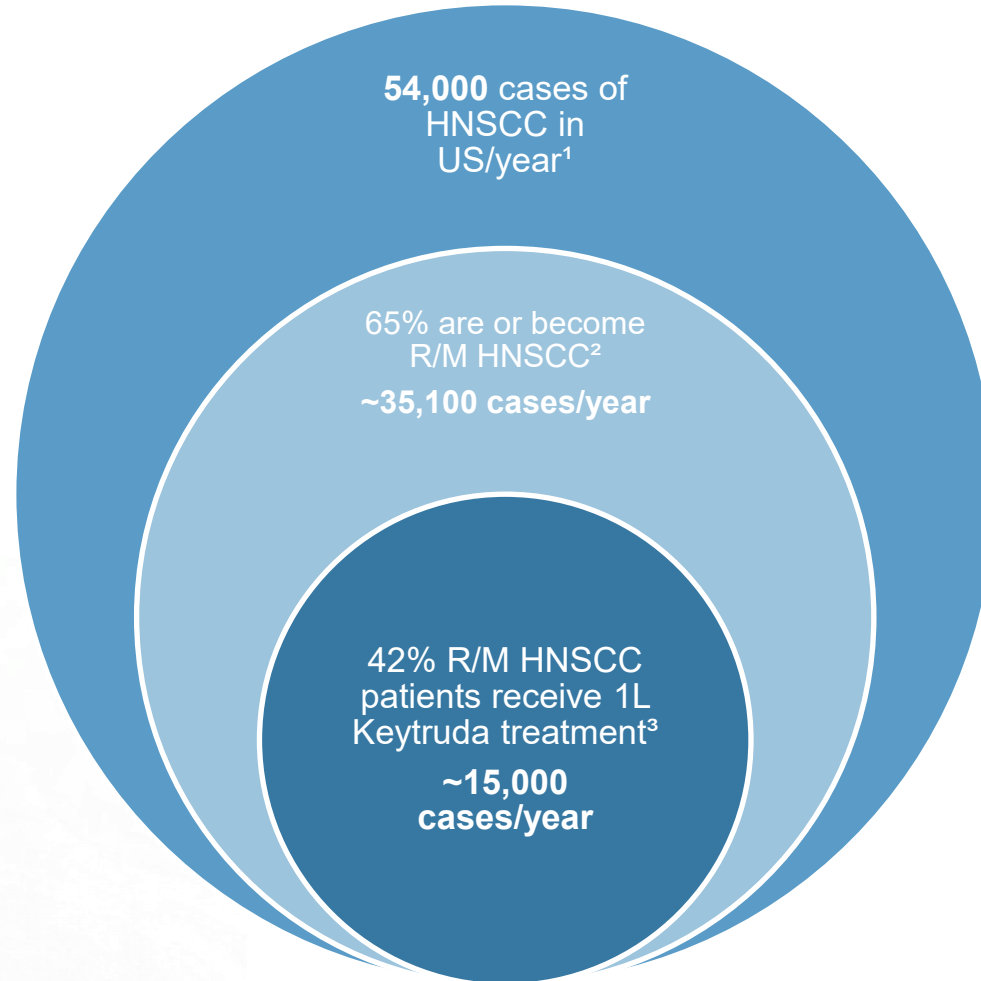


Nine Weeks Post Treatment

Patient Status

- ✔ Patient stopped Pembrolizumab after 12 months
- ✔ Patient still alive with no evidence of disease at October 2024 followup

HNSCC Patient Breakdown



¹*Epidemiology, Risk Factors, and Prevention of Head and Neck Squamous Cell Carcinoma* Adam Barsouk, John Sukumar Aluru, Prashanth Rawla, Kalyan Saginala, Alexander Barsouk. *Med. Sci.* 2023, 11(2), 42; <https://doi.org/10.3390/medsci11020042>

²*Recent Advances and Future Directions in Clinical Management of Head and Neck Squamous Cell Carcinoma* Jameel Muzaffar, Shahla Bari, Kedar Kirtane, Christine H. Chung *Cancers* 2021, 13(2), 338; <https://doi.org/10.3390/cancers13020338>

³*Real-world treatment patterns and outcomes among individuals receiving first-line pembrolizumab therapy for recurrent/metastatic head and neck squamous cell carcinoma* Christopher M Black, Glenn J Hanna, Liya Wang, Karthik Ramakrishnan, Daisuke Goto, Vladimir Turzhitsky, Gleicy M Hair *Front Oncol.* 2023 May 22;13:1160144. <https://doi.org/10.3389/fonc.2023.1160144>

Therapeutic Focus

We are focused on delivering solutions to three markets that we believe would be best served by the unique characteristics of the Alpha DaRT

Localized & Unresectable

- Localized tumors that are not surgical candidates and tumors that recur after surgery and are **resistant to other** therapies, specifically radiotherapy
- Alpha DaRT to be evaluated as a **later line therapy**
- Tumor types we are targeting include **SCC, H&N SCC and prostate**



Metastatic

- Alpha DaRT being evaluated for its potential to induce an **immune response** in **metastatic** tumors
- Alpha DaRT being evaluated **in combination with checkpoint inhibitors** as an adjuvant therapy
- Tumor types we are targeting include **liver, breast and H&N** (which includes lip, oral cavity, salivary glands, oropharynx & pharynx) cancers



High Unmet Need

- Solid tumors that have **limited treatment options** with limited standard of care offering
- Alpha DaRT could potentially target **broad patient populations**
- Tumor types we are targeting include **GBM and pancreatic cancer**



Focus on Internal Organ Treatments

We continue to make progress across internal organ programs, with trials underway in multiple targeted indications and others in various stages of planning and start-up

Internal Organs in Focus

- Pancreas – clinical trial underway
- Liver – clinical trial underway
- Lung – clinical trial underway
- Prostate – clinical trial underway
- Brain – GBM + Brain Mets
- Breast
- Rectum



RAMBAM
Health Care Campus



Interim Pancreatic Cancer Results - Overview of Trial Design

Three trials treating pancreatic cancer patients in parallel:

- CTP-PANC-101 monotherapy treatment at 2 sites in Montreal, Canada – up to 37 patients total
- CTP-PANC-02 monotherapy treatment at 1 site in Jerusalem, Israel – up to 15 patients total
- CTP-ALL-00 flexible basket trial at 1 site in Jerusalem, Israel – no specified limit on number of patients

Following initial results, there are some situations where chemotherapy has been used in the first two trials

- CTP-PANC-101 allows chemotherapy 30 days after Alpha DaRT treatment
- CTP-PANC-02 was modified to allow concomitant chemotherapy

Therefore, after initially embarking on monotherapy exploration, **a small number of patients from all three trials have received chemotherapy treatment alongside or following Alpha DaRT treatment**

Due to the exploratory nature of the trials, they do not focus on a specific patient sub-population but rather a broad mix of patients with non-resectable pancreatic cancer

High Disease Control Rate Observed

Among the 41 patients treated, 33 had a measured objective response, with 5 patients awaiting response evaluation and 3 who discontinued prior to evaluation. Results are presented below using Best Overall Response (BOR) for those with a measured response.

Including first two patients
(heavily underdosed /
feasibility only)

18%
Objective Response Rate
(CR + PR)

91%
Disease Control Rate
(CR + PR + SD)

Excluding first two patients
(heavily underdosed /
feasibility only)

19%
Objective Response Rate
(CR + PR)

97%
Disease Control Rate
(CR + PR + SD)

Note: Results as of January 8, 2025

Highlights of Overall Survival (OS) Data

Key Caveats:

- The data are still relatively immature, but ongoing
- Trial designs were **focused on feasibility and safety**, without the frequent monitoring visits common in studies focused on precise measurement of survival
- Five patients treated since Nov 25, 2024, and three patients who exited the study very shortly after treatment, in all cases with insufficient time to reach objective response measurement, were excluded from OS analysis for lack of data maturity
 - Therefore, a total of n = 33 patients are evaluated for OS using Kaplan-Meier analysis

<u>Population</u>	<u>OS Since Diagnosis / Initiation of Last Chemotherapy (mo)</u>	<u>OS Since Alpha DaRT Treatment (mo)</u>
Overall Population (n=33)	18.6	10.9

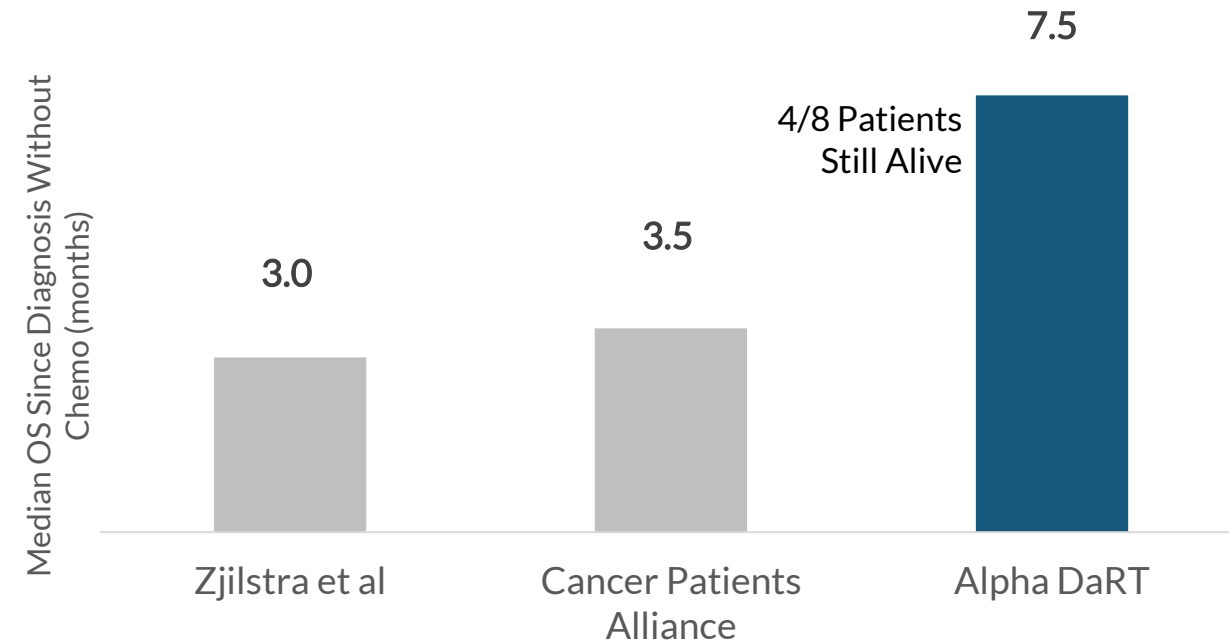
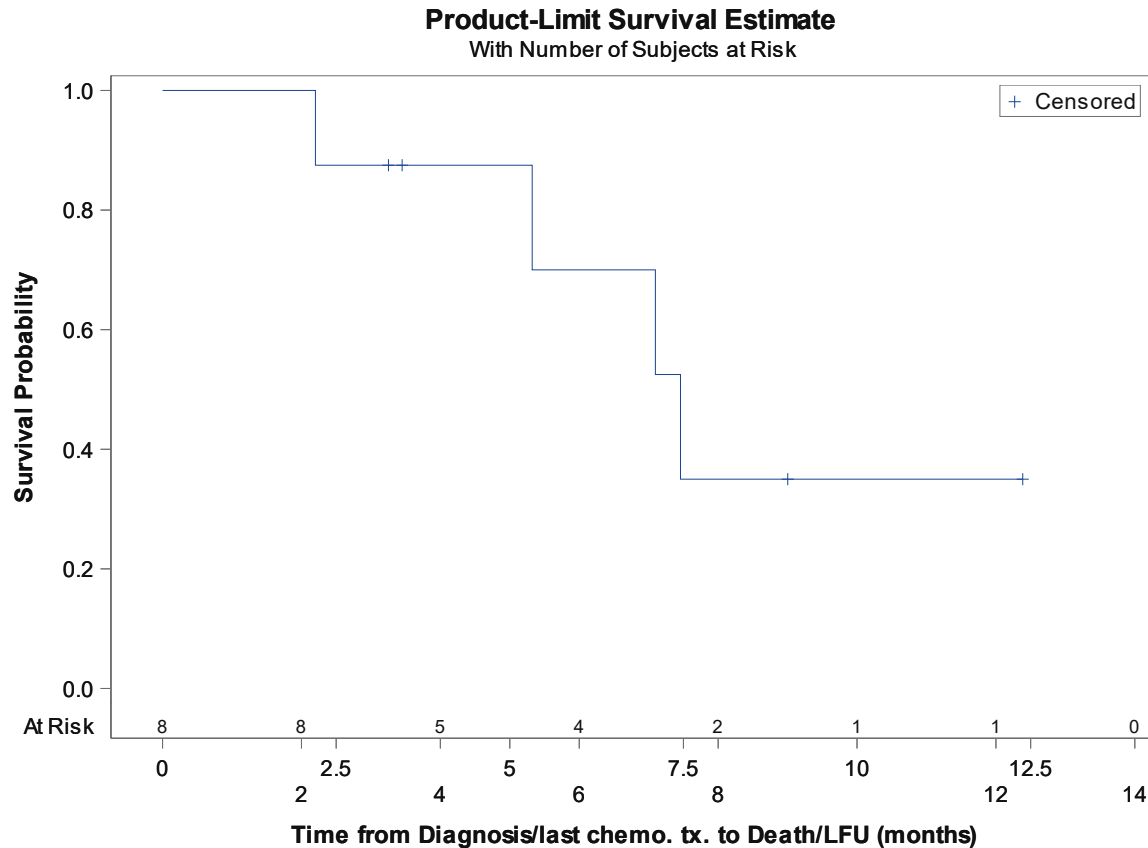
Of n=33 patients analyzed, 13 have died
The remaining 20 (and the five newer patients) remain alive

In light of the **heterogeneity of the population**, we conducted ad-hoc analyses of **key sub-groups** to offer context vs. expected OS for each group

Note: Results as of January 8, 2025

Analysis of Overall Survival in Key Sub-Populations (1/3)

Newly Diagnosed / Not Eligible for Chemotherapy (n=8)



Note: Median follow-up in Alpha DaRT group of 6.3 months
Results as of January 8, 2025

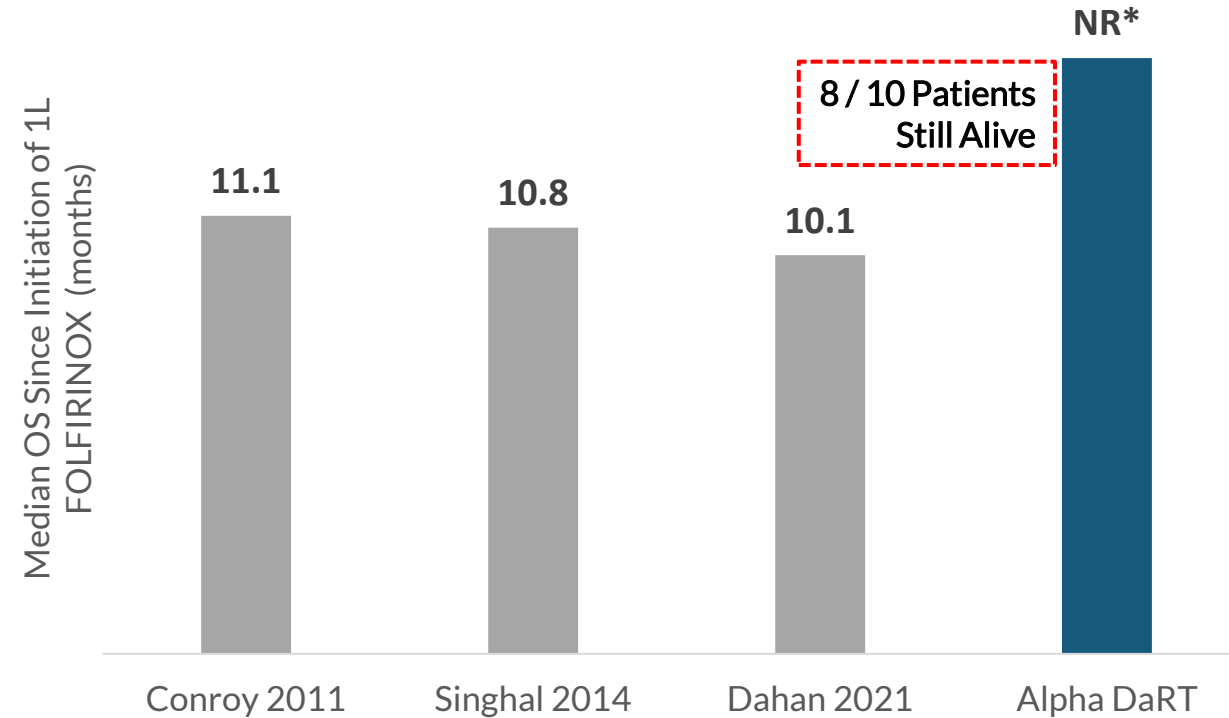
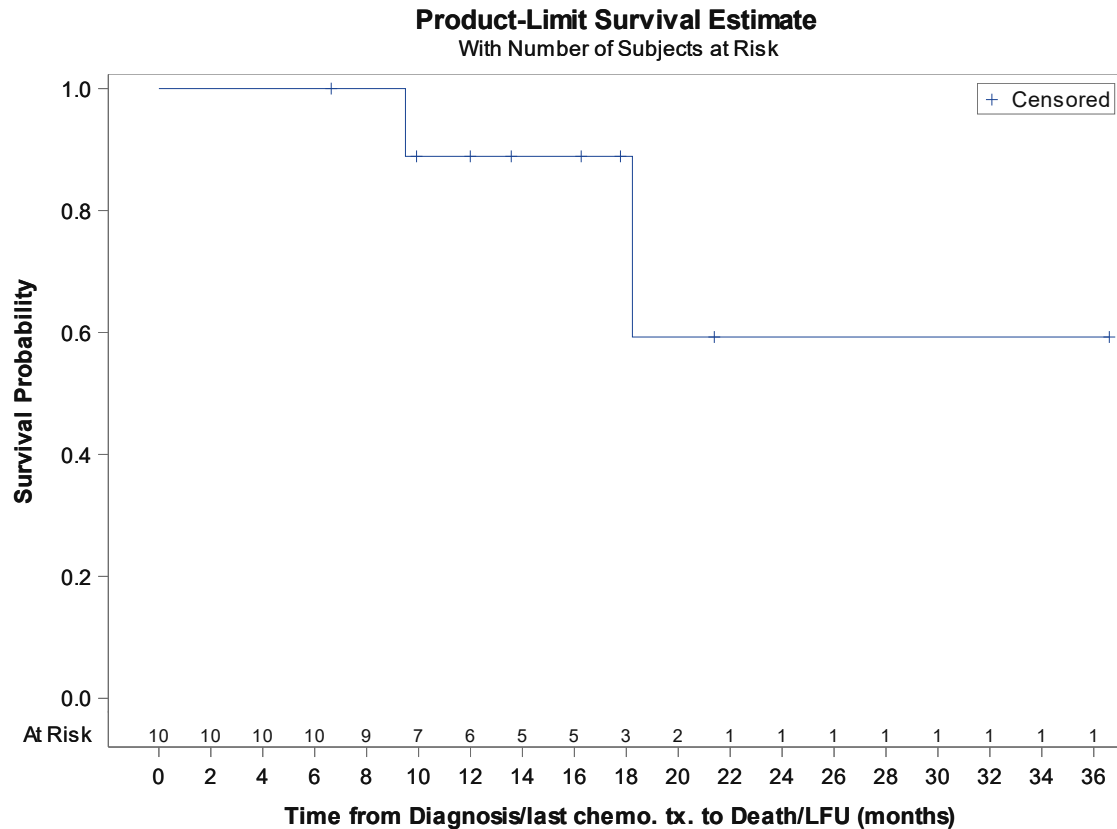
For Illustrative Purposes Only - no head-to-head clinical study has been conducted comparing Alpha DaRT to other products or candidates. Differences exist between trial designs, subject characteristics and other factors, and caution should be exercised when comparing data across unrelated studies

Sources:

Zijlstra, M. et al (2018). Patient characteristics and treatment considerations in pancreatic cancer: a population based study in the Netherlands. <https://doi.org/10.1080/0284186X.2018.1470330>
<https://pancreatica.org/pancreatic-cancer/pancreatic-cancer-prognosis/>

Analysis of Overall Survival in Key Sub-Populations (2/3)

Metastatic (Stage IV) Patients After 1L FOLFIRINOX (n=10)



* Median Kaplan-Meier estimate was not reached (NR); median follow-up time was 15.1 months

For Illustrative Purposes Only - no head-to-head clinical study has been conducted comparing Alpha DaRT to other products or candidates. Differences exist between trial designs, subject characteristics and other factors, and caution should be exercised when comparing data across unrelated studies

Note: Results as of January 8, 2025

Sources:

Thierry Conroy et al., FOLFIRINOX versus Gemcitabine for Metastatic Pancreatic Cancer. *New England Journal of Medicine* (2011). DOI: 10.1056/NEJMoa1011923

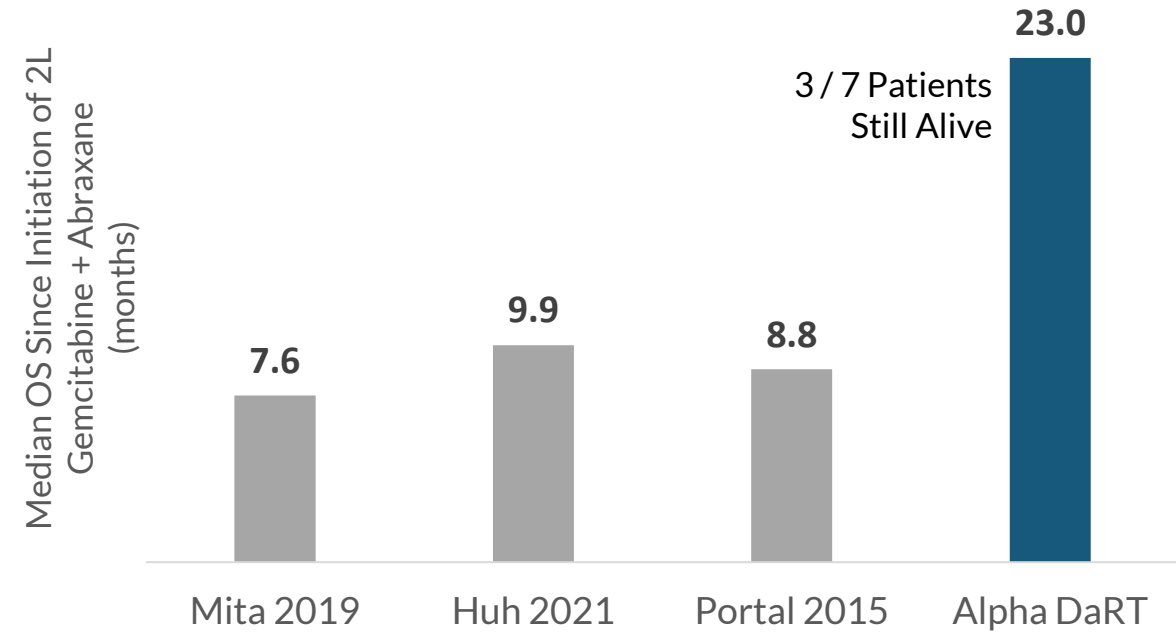
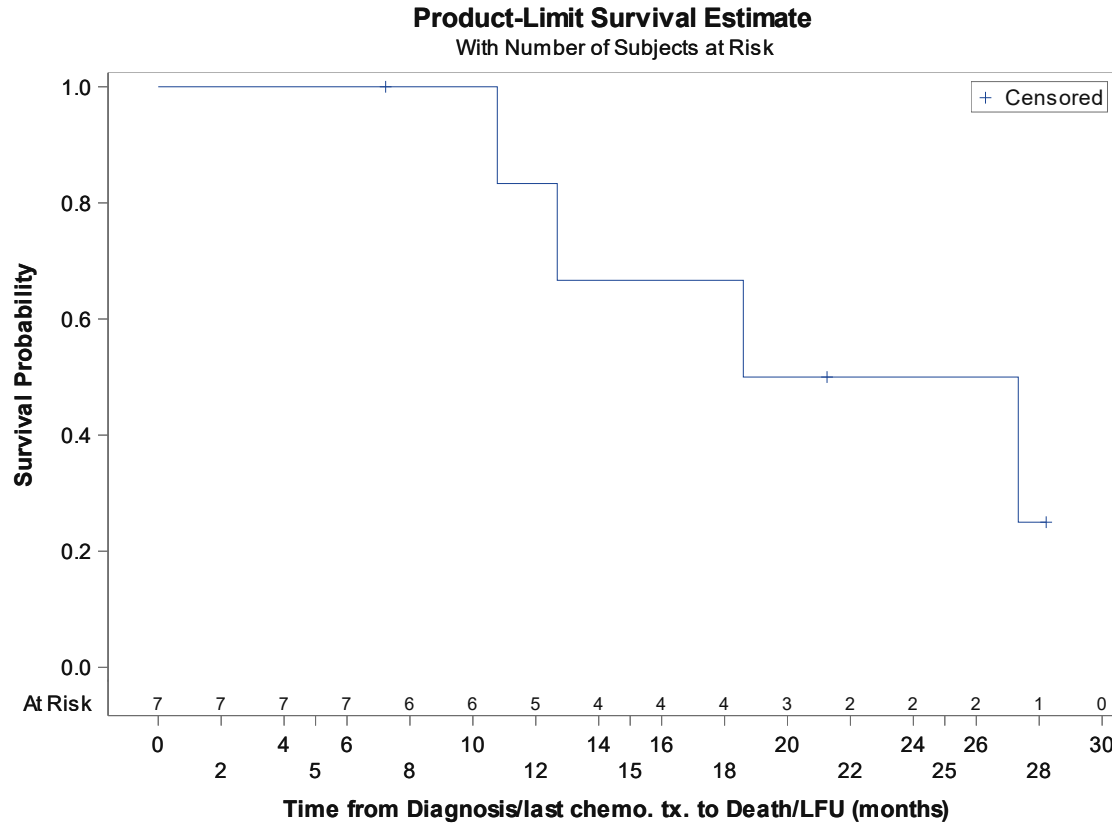
Singhal MK, et al. A phase III trial comparing FOLFIRINOX versus gemcitabine for metastatic pancreatic cancer. *Ann Oncol.* 2014;25(suppl 4):iv210–53.

Laetitia Dahan et al., Randomized Phase II Trial Evaluating Two Sequential Treatments in First Line of Metastatic Pancreatic Cancer:

Results of the PANOPTIMOX-PRODIGE 35 Trial. *JCO* 39, 3242-3250(2021). DOI:10.1200/JCO.20.03329

Analysis of Overall Survival in Key Sub-Populations (3/3)

Progressed After 2L Gemcitabine-Abraxane (n=7)



9.0 Months
Median OS Since
Alpha DaRT

Note: Median follow-up in Alpha DaRT group of 18.9 months

For Illustrative Purposes Only - no head-to-head clinical study has been conducted comparing Alpha DaRT to other products or candidates. Differences exist between trial designs, subject characteristics and other factors, and caution should be exercised when comparing data across unrelated studies

Note: Results as of January 8, 2025

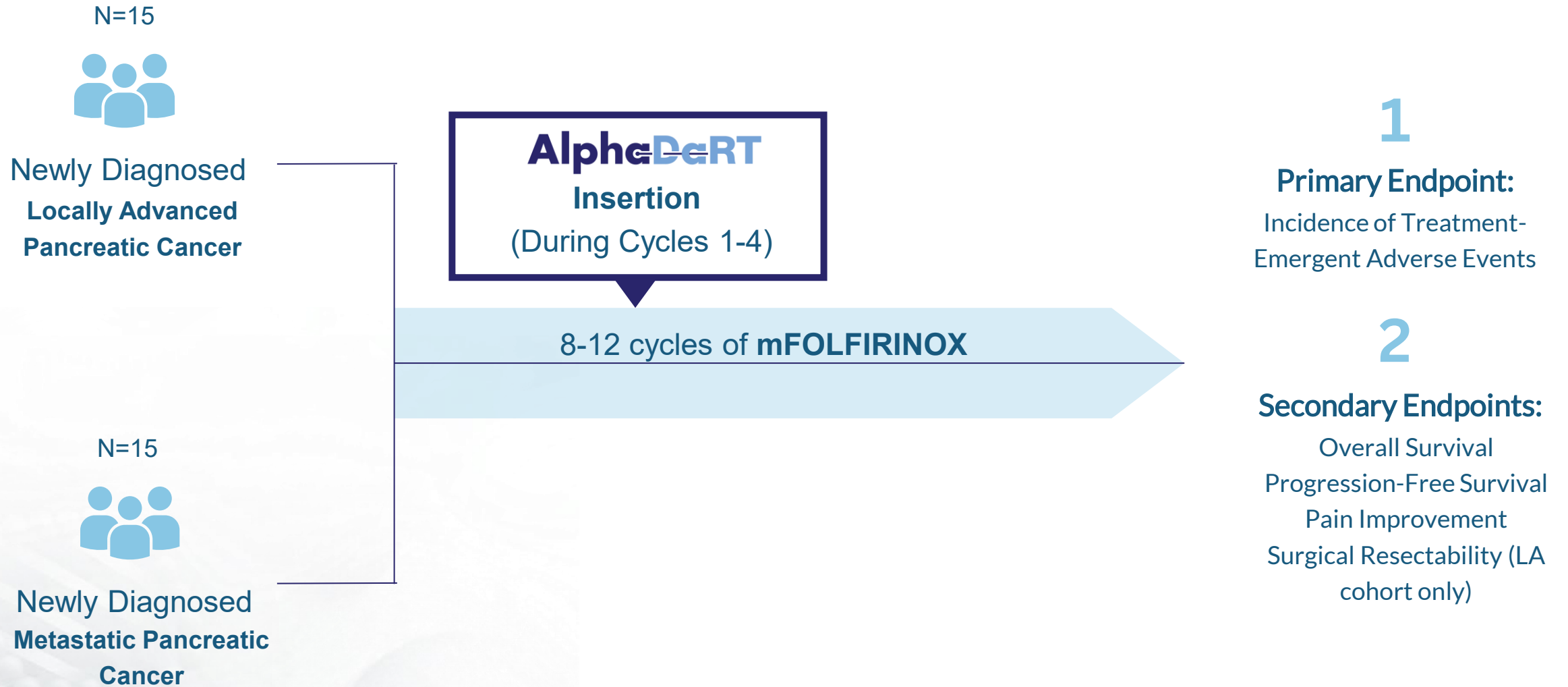
Source:

Mita N, Iwashita T, Uemura S, Yoshida K, Iwasa Y, Ando N, Iwata K, Okuno M, Mukai T, Shimizu M. Second-Line Gemcitabine Plus Nab-Paclitaxel for Patients with Unresectable Advanced Pancreatic Cancer after First-Line FOLFIRINOX Failure. *J Clin Med.* 2019 May 29;8(6):761. doi: 10.3390/jcm8060761. PMID: 31146420; PMCID: PMC6616879

Huh G, Lee HS, Choi JH, Lee SH, Paik WH, Ryu JK, Kim YT, Bang S, Lee ES. Gemcitabine plus Nab-paclitaxel as a second-line treatment following FOLFIRINOX failure in advanced pancreatic cancer: a multicenter, single-arm, open-label, phase 2 trial. *Ther Adv Med Oncol.* 2021 Nov 10;13:17588359211056179. doi: 10.1177/17588359211056179. PMID: 34790261; PMCID: PMC8591648.

Portal A et al. Nab-paclitaxel plus gemcitabine for metastatic pancreatic adenocarcinoma after FOLFIRINOX failure: an AGEO prospective multicentre cohort. *Br J Cancer.* 2015 Sep 29;113(7):989-95. doi: 10.1038/bjc.2015.328. Epub 2015 Sep 15. PMID: 26372701; PMCID: PMC4651133.

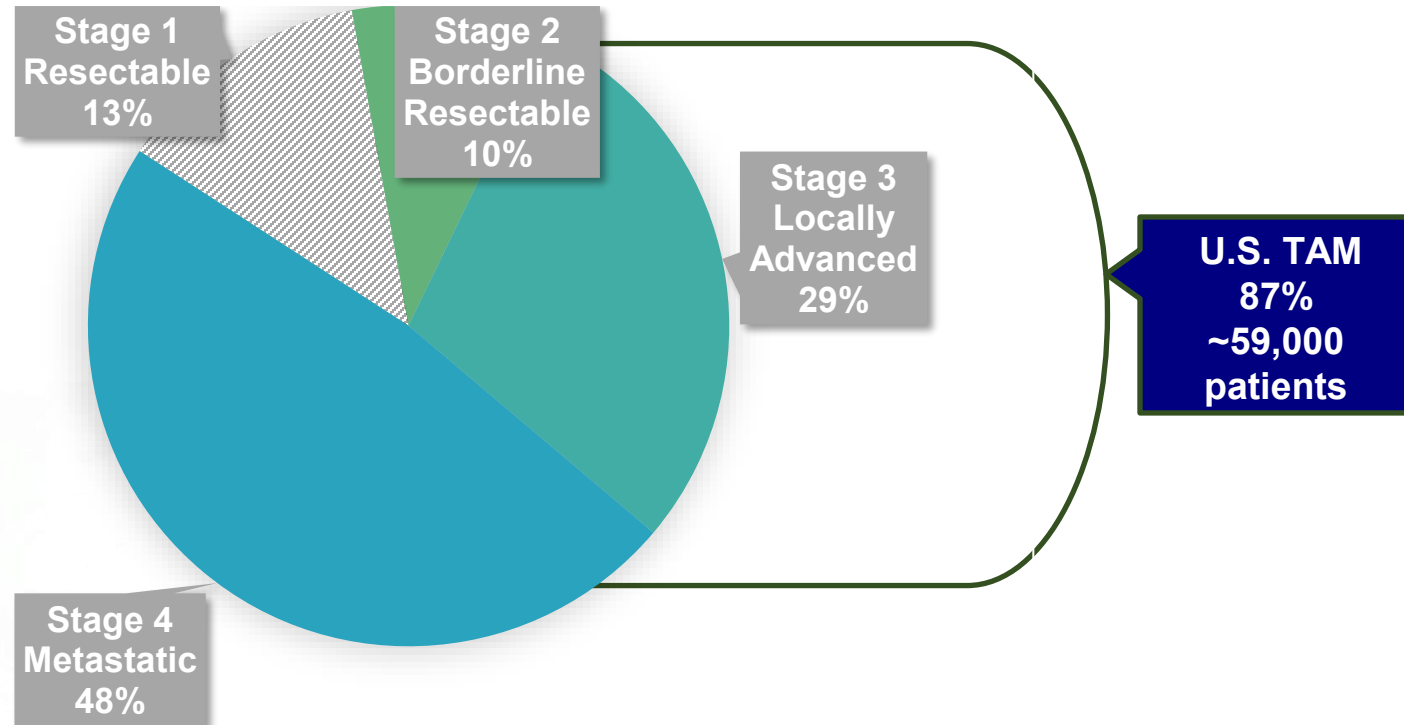
Pancreatic Cancer Clinical Trial: FDA Approval of IDE for U.S. Pilot



Pancreatic Cancer: Massive and Growing Unmet Need

There are over half a million new cases of pancreatic cancer per year. Approx. 66k of them are in the U.S.

Incidence rate of pancreatic cancer is trending upward, especially in younger patients



At diagnosis, 87% of pancreatic cancer cases are not eligible for surgical resection and/or have metastasized

Note: Excludes cancers of stage "unknown" or "N/A" - data from 1400 Hospitals

Source: <https://www.facs.org/media/ztlhkf/cancer-cases-reported-to-the-ncdb-by-tumor-type-and-ajcc-stage.pdf>

<https://gco.iarc.who.int/media/globocan/factsheets/cancers/13-pancreas-fact-sheet.pdf>

<https://www.cancer.org/cancer/types/pancreatic-cancer/about/key-statistics.html>

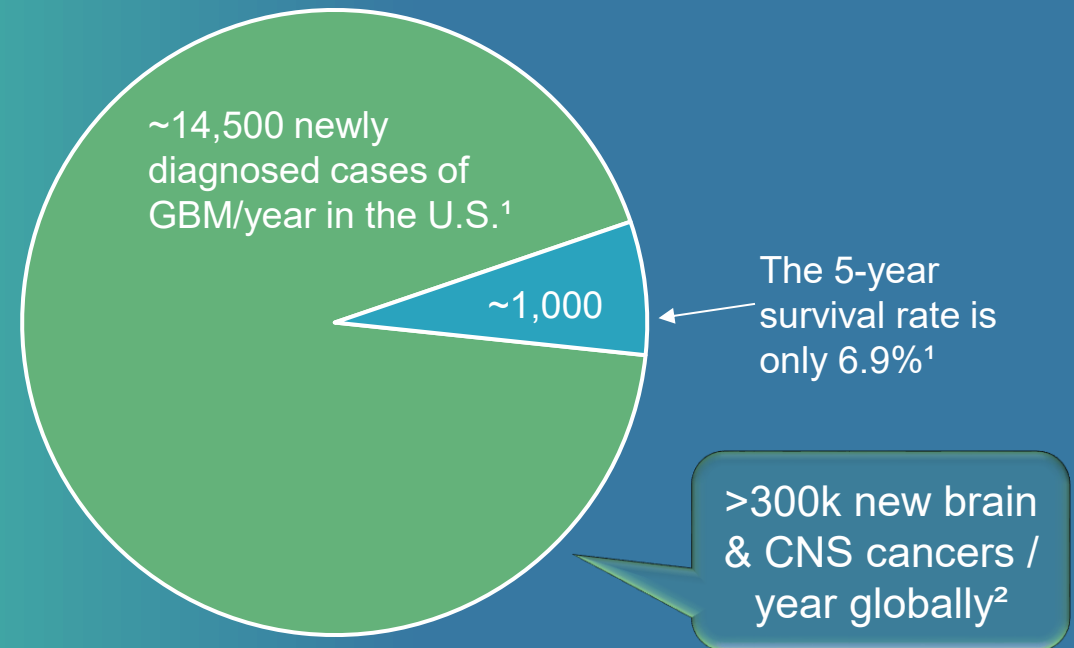
<https://www.thelancet.com/journals/langas/article/PIIS2468-1253%2823%2900039-0/fulltext>

The Next Frontier: Glioblastoma Multiforme (GBM) / Brain Cancers

GBM is one of the most complex, deadly, and treatment-resistant cancers, with estimated average survival of only 8 months¹.



There is a high unmet need for a life extending treatment for GBM, with a mortality rate of 93% after 5 years¹



Alpha Tau is currently treating patients in a U.S. pilot study in recurrent GBM at Ohio State University, with the first patient treated in Dec-2025

¹<https://braintumor.org/events/glioblastoma-awareness-day/about-glioblastoma/>

²<https://gco.iarc.who.int/media/globocan/factsheets/cancers/31-brain-central-nervous-system-fact-sheet.pdf>

Therapeutic Focus

We are focused on delivering solutions to three markets that we believe would be best served by the unique characteristics of the Alpha DaRT

Localized & Unresectable

- Localized tumors that are not surgical candidates and tumors that recur after surgery and are **resistant to other** therapies, specifically radiotherapy
- Alpha DaRT to be evaluated as a **later line therapy**
- Tumor types we are targeting include **SCC, H&N SCC and prostate**

Metastatic

- Alpha DaRT being evaluated for its potential to induce an **immune response** in **metastatic** tumors
- Alpha DaRT being evaluated **in combination with checkpoint inhibitors** as an adjuvant therapy
- Tumor types we are targeting include **liver, breast and H&N** (which includes lip, oral cavity, salivary glands, oropharynx & pharynx) cancers

High Unmet Need

- Solid tumors that have **limited treatment options** with limited standard of care offering
- Alpha DaRT could potentially target **broad patient populations**
- Tumor types we are targeting include **GBM and pancreatic cancer**

Global Manufacturing Facilities

For efficient commercial operations, we look to establish manufacturing operations in multiple regions of the world, to enable relatively short shipping times to our core markets. We are currently building our first commercial-scale facility in Hudson, NH




Hudson, New Hampshire
*(First Phase License Received –
~400,000 local sources per
year)*



Jerusalem
*(Operational ~200,000 local
sources per year)*



Lawrence, Massachusetts
*(Operational – Producing
Generators)*



Jerusalem
(In Planning)



Togane, Japan
(In Planning)

Anticipated Milestones

Geography	Target Indication	H1 2026	H2 2026
United States	Recurrent Cutaneous SCC	Complete multi-center pivotal recruitment	Data Readout + Potential FDA submission
	Pancreatic Cancer	Complete Recruitment in Pilot Study	Initial Readout from Pilot Study
	Recurrent GBM	Initial Safety Readout (First 3 Patients)	Complete Recruitment in Feasibility Study

Clinical

Regulatory

Financial Position

✓ Public Since Mar-2022 (NASDAQ:DRTS)

✓ \$76.9mm in Cash & Deposits at YE 2025

✓ Well Financed for Execution



AlphaTAU

Saving Lives Globally

